

J-Pro™ Cable Support System Let Panduit Support Your Cables

The J-Pro™ Cable Support System is designed to provide a competitive alternative to metal J hooks for routing cables throughout the physical infrastructure. This system provides complete bend radius control and includes many easy to use mounting options to provide the lowest installed cost. The selection of multiple sizes, colors, and pre-riveted J hook assemblies meet the requirements of a wide variety of applications and are suitable for use in air handling spaces.



Available in four sizes and select colors



JP75 Series



JP131 Series



JP2 Series



JP4 Series



Key Features


Benefits

Multiple size J hooks	Available in 3/4", 1 5/16", 2", and 4" bundle capacities to meet requirements of a variety of applications throughout the physical infrastructure
Complete horizontal and vertical 1" bend radius control	Helps prevent degradation of cable performance Prevents pinch points that could cause damage to cable
UL 2043 and CAN/ULC S102.2 listed	Suitable for use in air handling spaces Listed within UL file number E136577 Listed within ULC file number R21673
Color options	Provide means to segregate and identify cable bundles for specific applications, such as data, voice, security, fire alarm, or other applications that require a designated pathway
Pre-riveted assemblies	Allow for attachment to ceilings, beams, threaded rods, drop wires, and underfloor supports to meet requirements of a variety of applications
Cable tie channel	Allows user to install 3/4" Tak-Ty® Cable Tie and provides a method to retain and manage cable bundles
Non-metallic J hook	Prevents cables from coming in contact with metal


J-Pro™ Cable Support System




JP2W-L20



JP2WP2B-L20



JP2CMB-L20



JP2DW-L20

Ordering Information



Wall Mount



JP2W-L20

Part Number	Part Description	Max. Bundle Capacity		Max. Cable Capacity*			Material**	Std. Pkg. Qty.
		In.	mm	Category 6A-SD/6A (0.30")	Category 6 (0.24")	Category 5e (0.23")		
JP75W-L20	J Hook for wall mount applications. One 1/4" (M6) mounting hole for user supplied fastener. Not for use with powder actuated fasteners.	0.75	19.0	5	8	10	Nylon 6.6	50
JP131W-L20		1.31	33.3	15	25	29		50
JP2W-L20		2.00	50.8	30	46	55		50
JP4W-X20		4.00	101.6	115	180	200		50

Wall Mount with Bracket



JP2WP2B-L20

JP75WP2B-L20	J Hook for powder actuated installation on walls. One 5/32" (M4) mounting hole and one 1/4" (M6) mounting hole for user supplied fasteners.	0.75	19.0	5	8	10	Nylon 6.6 J Hook with metal attachments	50
JP131WP2B-L20		1.31	33.3	15	25	29		50
JP2WP2B-L20		2.00	50.8	30	46	55		50
JP4WP2B-X20		4.00	101.6	115	180	200		50

Ceiling Mount



JP2CMB-L20

JP75CMB-L20	J Hook with ceiling mount bracket that has one 3/16" (M5), 1/4" (M6), and 3/8" (M10) mounting hole.	0.75	19.0	5	8	10	Nylon 6.6 J Hook with metal attachments	50
JP131CMB-L20		1.31	33.3	15	25	29		50
JP2CMB-L20		2.00	50.8	30	46	55		50
JP4CMB-X20		4.00	101.6	115	180	200		10

Drop Wire and Threaded Rod Clip



JP2DW-L20


JP75DW-L20	J Hook with clip for use with #12 wire and threaded rod up to 3/8" (9.5mm) in diameter.	0.75	19.0	5	8	10	Nylon 6.6 J Hook with metal attachments	50
JP131DW-L20		1.31	33.3	15	25	29		50
JP2DW-L20		2.00	50.8	30	46	55		50

*The above cable diameters represent the nominal Panduit cable diameter per performance level. For specific cable fill information based on specific part numbers, please contact customer service.


**Suitable for use in air handling spaces in accordance with Sec. 300.22(C) and (D) of the National Electrical Code when mounted as single units or in pairs. JP4 family of parts suitable for use in single unit configurations only.

Listed in accordance with CAN/ULC S102.2 when mounted as single units or in pairs. Minimum spacing of 4' (1220mm) required between mount points. (Flame Spread Rating = 0, Smoke Developed Classification = 20)

J-Pro™ Cable Support System



JP2HBC25RB-L20



JP2UF100-L20

Hammer-On Beam Clamps



JP2HBC25RB-L20
JP2HBC50RB-L20
JP2HBC75RB-L20

Part Number	Part Description	Max. Bundle Capacity		Max. Cable Capacity*			Material**	Std. Pkg. Qty.
		In.	mm	Category 6A-SD/6A (0.30")	Category 6 (0.24")	Category 5e (0.23")		
JP75HBC25RB-L20	J hook with hammer-on beam clamp for use with flanges 1/8" – 1/4" (3.2mm – 6.4mm) thick. Rotates 360 degrees.	0.75	19.0	5	8	10	Nylon 6.6 J hook with metal attachments	50
JP131HBC25RBL20		1.31	33.3	15	25	29		50
JP2HBC25RB-L20		2.00	50.8	30	46	55		50
JP4HBC25RB-X20		4.00	101.6	115	180	200		50
JP75HBC50RB-L20	J hook with hammer-on beam clamp for use with flanges 5/16" – 1/2" (7.9mm – 12.7mm) thick. Rotates 360 degrees.	0.75	19.0	5	8	10		50
JP131HBC50RBL20		1.31	33.3	15	25	29		50
JP2HBC50RB-L20		2.00	50.8	30	46	55		50
JP4HBC50RB-X20		4.00	101.6	115	180	200		50
JP75HBC75RB-L20	J hook with hammer-on beam clamp for use with flanges 9/16" – 3/4" (14.3mm – 19.1mm) thick. Rotates 360 degrees.	0.75	19.0	5	8	10		50
JP131HBC75RBL20		1.31	33.3	15	25	29		50
JP2HBC75RB-L20		2.00	50.8	30	46	55		50
JP4HBC75RB-X20		4.00	101.6	115	180	200		10

Underfloor Pedestal Clamp



JP2UF100-L20

JP75UF100-L20	Underfloor Pedestal Support Clip for pedestal 7/8" square or 1 1/8" – 1 3/8" in diameter.	0.75	19.0	5	8	10	Nylon 6.6 J hook with metal attachments	50
JP131UF100-L20		1.31	33.3	15	25	29		50
JP2UF100-L20		2.00	50.8	30	46	55		50
JP4UF100-X20		4.00	101.6	115	180	200		10

*The above cable diameters represent the nominal Panduit cable diameter per performance level.

For specific cable fill information based on specific part numbers, please contact customer service.

**Suitable for use in air handling spaces in accordance with Sec. 300.22(C) and (D) of the National Electrical Code when mounted as single units or in pairs. JP4 family of parts suitable for use in single unit configurations only.


Listed in accordance with CAN/ULC S102.2 when mounted as single units or in pairs. Minimum spacing of 4' (1220mm) required between mount points. (Flame Spread Rating = 0, Smoke Developed Classification = 20)

Color Selection Guide


Base Part Number	Black	Red	Blue	White	Green	Orange
JP75W	-L20	-L2			-L5	-L3
JP75WP2B	-L20					
JP75CMB	-L20	-L2				
JP75DW	-L20	-L2	-L6			
JP75ZP	-L20					
JP75CP	-L20					
JP75SBC50	-L20					
JP75SBC87	-L20					
JP75SBC50RB	-L20	-L2		-L		
JP75SBC87RB	-L20					
JP75HBC25RB	-L20					
JP75HBC50RB	-L20	-L2		-L		
JP75HBC75RB	-L20					
JP75UF100	-L20					
JP131W	-L20		-L6		-L5	-L3
JP131WP2B	-L20					
JP131CMB	-L20					
JP131DW	-L20		-L6			
JP131ZP	-L20					
JP131CP	-L20					
JP131SBC50	-L20					
JP131SBC87	-L20					
JP131SBC50RB	-L20	-L2		-L		
JP131SBC87RB	-L20					
JP131HBC25RB	-L20					
JP131HBC50RB	-L20	-L2		-L		
JP131HBC75RB	-L20					
JP131UF100	-L20					
JP2W	-L20	-L2	-L6	-L	-L5	-L3
JP2WP2B	-L20					
JP2CMB	-L20	-L2				
JP2DW	-L20	-L2	-L6	-L		
JP2ZP	-L20					
JP2CP	-L20					
JP2SBC50	-L20			-L		
JP2SBC87	-L20					
JP2SBC50RB	-L20	-L2		-L		
JP2SBC87RB	-L20	-L2				
JP2HBC25RB	-L20					
JP2HBC50RB	-L20	-L2		-L		
JP2HBC75RB	-L20					
JP2UF100	-L20					
JP4W	-X20	-X2	-X6	-X		
JP4WP2B	-X20					
JP4CMB	-X20					
JP4ZP	-X20					
JP4CP	-X20					
JP4SBC50	-X20			-X		
JP4SBC87	-X20					
JP4SBC50RB	-X20	-X2		-X		
JP4SBC87RB	-X20					
JP4HBC25RB	-X20					
JP4HBC50RB	-X20	-X2		-X		
JP4HBC75RB	-X20					
JP4UF100	-X20					

Consult factory for additional colors available.


J-Pro™ Cable Support System




JP2SBC50RB-L20



JP2SBC87RB-L20



JP2ZP-L20



JP2CP-L20

Screw-On Beam Clamps



JP2SBC50-L20



JP2SBC50RB-L20



JP2SBC87-L20



JP2SBC87RB-L20

Part Number	Part Description	Max. Bundle Capacity		Max. Cable Capacity*			Material**	Std. Pkg. Qty.
		In.	mm	Category 6A-SD/6A (0.30")	Category 6 (0.24")	Category 5e (0.23")		
JP75SBC50-L20	J hook with screw-on beam clamp for use with flanges up to 1/2" (12.7mm) thick. Non-rotating mount.	0.75	19.0	5	8	10	Nylon 6.6 J hook with metal attachments	50
JP131SBC50-L20		1.31	33.3	15	25	29		50
JP2SBC50-L20		2.00	50.8	30	46	55		50
JP4SBC50-X20		4.00	101.6	115	180	200		10
JP75SBC50RB-L20	J hook with screw-on beam clamp for use with flanges up to 1/2" (12.7mm) thick. Rotates 360 degrees.	0.75	19.0	5	8	10		50
JP131SBC50RBL20		1.31	33.3	15	25	29		50
JP2SBC50RB-L20		2.00	50.8	30	46	55		50
JP4SBC50RB-X20		4.00	101.6	115	180	200		10
JP75SBC87-L20	J hook with screw-on beam clamp for use with flanges up to 3/4" (19.1mm) thick. Non-rotating mount.	0.75	19.0	5	8	10		50
JP131SBC87-L20		1.31	33.3	15	25	29		50
JP2SBC87-L20		2.00	50.8	30	46	55		50
JP4SBC87-X20		4.00	101.6	115	180	200		10
JP75SBC87RB-L20	J hook with screw-on beam clamp for use with flanges up to 3/4" (19.1mm) thick. Rotates 360 degrees.	0.75	19.0	5	8	10		50
JP131SBC87RBL20		1.31	33.3	15	25	29		50
JP2SBC87RB-L20		2.00	50.8	30	46	55		50
JP4SBC87RB-X20		4.00	101.6	115	180	200		10

Purlin Clips



JP2ZP-L20



JP2CP-L20


JP75ZP-L20	J hook with z-purlin clip for use with angled flanges up to 1/4" (6.4mm) thick.	0.75	19.0	5	8	10	Nylon 6.6 J hook with metal attachments	50
JP131ZP-L20		1.31	33.3	15	25	29		50
JP2ZP-L20		2.00	50.8	30	46	55		50
JP4ZP-X20		4.00	101.6	115	180	200		10
JP75CP-L20	J hook with c-purlin clip for use with vertical flanges up to 1/4" (6.4mm) thick.	0.75	19.0	5	8	10		50
JP131CP-L20		1.31	33.3	15	25	29		50
JP2CP-L20		2.00	50.8	30	46	55		50
JP4CP-X20		4.00	101.6	115	180	200		10

*The above cable diameters represent the nominal Panduit cable diameter per performance level. For specific cable fill information based on specific part numbers, please contact customer service.

**Suitable for use in air handling spaces in accordance with Sec. 300.22(C) and (D) of the National Electrical Code when mounted as single units or in pairs. JP4 family of parts suitable for use in single unit configurations only. Listed in accordance with CAN/ULC S102.2 when mounted as single units or in pairs. Minimum spacing of 4' (1220mm) required between mount points. (Flame Spread Rating = 0, Smoke Developed Classification = 20)

J-Pro™ Cable Support System

Tak-Ty® Hook & Loop Cable Tie for use with the J-Pro™ Cable Support System



Underfloor (Plenum Application)
HLSP3S-X12

Part Number	Length		Width		Max. Bundle Diameter		Min. Loop Tensile Strength		Std. Pkg. Qty.	Std. Ctn. Qty.
	In.	mm	In.	mm	In.	mm	Lbs.	N		


UL Listed Strip Ties (Maroon) for Plenum Applications

HLSP3S-X12	12.00	305.0	0.75	19.1	3.20	81.0	50	222	10	100
HLSP5S-X12	18.00	457.0	0.75	19.1	5.00	127.0	50	222	10	100

UL Listed Strip Ties (Black) for Plenum Applications

HLSP3S-X0	12.00	305.0	0.75	19.1	3.20	81.0	50	222	10	100
HLSP5S-X0	18.00	457.0	0.75	19.1	5.00	127.0	50	222	10	100

Cable Bundle Organizing Tool



Arranges up to 24 cables to optimize bundle diameter and improve installed appearance.

Part Number	Description	Recommended for Cable Outer Diameter Range	Use the Following Insert	Std. Pkg. Qty.	Std. Ctn. Qty.
CBOT24K	Kit contains two organizing inserts, insert clamp, and hook & loop fastener.	0.180" – 0.248" (4.57mm – 6.30mm)	Fluorescent Green	1	10
		0.230" – 0.310" (5.84mm – 7.87mm)	Fluorescent Yellow		

Note: Performance testing of organized bundles was completed using Panduit cable.

WORLDWIDE SUBSIDIARIES AND SALES OFFICES

PANDUIT CANADA
Markham, Ontario
cs-cdn@panduit.com
Phone: 800.777.3300

PANDUIT EUROPE LTD.
London, UK
cs-emea@panduit.com
Phone: 44.20.8601.7200

PANDUIT SINGAPORE PTE. LTD.
Republic of Singapore
cs-ap@panduit.com
Phone: 65.6305.7575

PANDUIT JAPAN
Tokyo, Japan
cs-japan@panduit.com
Phone: 81.3.6863.6000

PANDUIT LATIN AMERICA
Guadalajara, Mexico
cs-la@panduit.com
Phone: 52.33.3777.6000

PANDUIT AUSTRALIA PTY. LTD.
Victoria, Australia
cs-aus@panduit.com
Phone: 61.3.9794.9020

For a copy of Panduit product warranties, log on to www.panduit.com/warranty

For more information

Visit us at www.panduit.com

Contact Customer Service by email: cs@panduit.com
or by phone: 800.777.3300

©2015 Panduit Corp.
ALL RIGHTS RESERVED.
Product Bulletin Number WACB23--SA-ENG
Replaces WW-WACB15
12/2015